



Georgia World
Congress Center
Authority

BOARD OF GOVERNORS MEETING

JANUARY 28, 2025

Action Item

Approval of Minutes December 10, 2024



Recognition of Nath Morris, President U.S. Poultry & Egg Association

Brian Daniel
GWCCA Board Chair




Resolution

NOW, THEREFORE, BE IT RESOLVED that the Board of Governors of the Geo L. Smith II Georgia World Congress Center hereby recognizes and welcomes the Honorable Nath Morris, President of the U.S. Poultry & Egg Association, in the spirit of keen gratitude and appreciation, and thanks Mr. Morris and his entire team for IPPE's generosity, trust, and cooperative collaboration and partnership.



Financial Update

Rey Rodriguez
Director of Finance



Financial Snapshot: November



Month	Budget	Actual	Variance
Revenue	\$4,110,111	\$5,889,014	↑ \$1.8M 43.3%
Expense	\$4,345,872	\$4,134,351	↓ \$211.5K -4.9%
Net Profit	(\$235,761)	\$1,754,662	↑ \$2.0M

Financial Snapshot: December



Month	Budget	Actual	Variance
Revenue	\$2,574,617	\$2,767,899	↑ \$193.3K 7.5%
Expense	\$4,440,996	\$4,382,223	↓ \$58.8K -1.3%
Net Profit	(\$1,866,379)	(\$1,614,323)	↑ \$252.1K

Financial Snapshot: YTD thru Dec 2024



Month	Budget	Actual	Variance
Revenue	\$28,053,229	\$31,900,159	↑ \$3.8M 13.7%
Expense	\$29,690,647	\$29,502,116	↓ \$537.9K -1.8%
Net Profit	(\$1,139,113)	\$2,169,894	↑ \$3.3M

FY25: Q2 Rolling Forecast Update



Year-End Profit/(Loss)	
Budget	\$2,024,132
Projection	\$5,290,862

Questions?



Mercedes-Benz Stadium Update & 2025 Budget

**Dietmar Exler
Chief Operating Officer**

**Adam Fullerton
Vice President, Stadium Operations**

**Lauren Hittle
Director of Finance**





MBS Update

January 28, 2025

77,660

STADIUM
ATTENDANCE

SECOND ALL-TIME IN CFP NATIONAL CHAMPIONSHIP HISTORY



NATIONAL CHAMPIONSHIP

ATLANTA 2025





2025 SCHEDULE

PRESENTED BY



vs CF MONTRÉAL
SAT., FEB 22 | 7:30 PM
atv FOX



at CHARLOTTE FC
SAT., MAR 1 | 2:00 PM
atv FOX



vs NEW YORK RED BULLS
SAT., MAR 8 | 7:30 PM
atv FOX



vs INTER MIAMI CF
SUN., MAR 16 | 7:00 PM
atv FOX



at FC CINCINNATI
SAT., MAR 22 | 2:30 PM
atv FOX



vs NEW YORK CITY FC
SAT., MAR 29 | 7:30 PM
atv FOX



vs FC DALLAS
SAT., APR 5 | 7:30 PM
atv FOX



vs NEW ENGLAND
SAT., APR 12 | 2:30 PM
atv FOX



at PHILADELPHIA UNION
SAT., APR 19 | 7:30 PM
atv FOX



at ORLANDO CITY SC
SAT., APR 26 | 7:00 PM
atv FOX



vs NASHVILLE SC
SAT., MAY 3 | 2:30 PM
atv FOX



at CHICAGO FIRE FC
SAT., MAY 10 | 2:30 PM
atv FOX



at AUSTIN FC
WED., MAY 14 | 8:30 PM
atv FOX



vs PHILADELPHIA UNION
SAT., MAY 17 | 7:30 PM
atv FOX



vs FC CINCINNATI
SUN., MAY 25 | 7:00 PM
atv FOX



vs ORLANDO CITY SC
WED., MAY 28 | 7:30 PM
atv FOX



at NEW YORK RED BULLS
SAT., MAY 31 | 7:30 PM
atv FOX



at NEW YORK CITY FC
THU., JUNE 12 | 7:30 PM
atv FOX



at COLUMBUS CREW
WED., JUNE 25 | 7:30 PM
atv FOX



at INTER MIAMI CF
SAT., JUNE 28 | 7:30 PM
atv FOX



at DC UNITED
SAT., JULY 5 | 7:30 PM
atv FOX



at TORONTO FC
SAT., JULY 12 | 7:30 PM
atv FOX



vs CHICAGO FIRE FC
WED., JULY 16 | 7:30 PM
atv FS1



vs CHARLOTTE FC
SAT., JULY 19 | 7:30 PM
atv FOX



vs SEATTLE SOUNDERS
SAT., JULY 26 | 7:30 PM
atv FOX



at CF MONTRÉAL
SAT., AUG 9 | 7:30 PM
atv FOX



at COLORADO RAPIDS
SAT., AUG 16 | 9:30 PM
atv FOX



vs TORONTO FC
SUN., AUG 24 | 5:00 PM
atv FOX



at NASHVILLE SC
SAT., AUG 30 | 8:30 PM
atv FOX



vs COLUMBUS CREW
SAT., SEPT 13 | 7:30 PM
atv FOX



vs SAN DIEGO FC
SAT., SEPT 20 | 4:30 PM
atv FOX



at NEW ENGLAND
SAT., SEPT 27 | 7:30 PM
atv FOX



at LOS ANGELES FC
SUN., OCT 5 | 10:30 PM
atv FOX



vs DC UNITED
SAT., OCT 18 | 6:00 PM
atv FOX



LEAGUES CUP
JULY 29 - AUG 31
atv FOX



UNITE & CONQUER

Atlanta
United 2025
Season



RE-SIGNED

Ronald Hernandez
Jamal Thiare

SIGNED

Will Reilly
Mateusz Klich
Cayman Togashi

DRAFTED

Ronan Wynne
William Kulvik



FIFA CLUB WORLD CUP 2025™ MATCH SCHEDULE

#FIFACWC

	14 JUNE	15 JUNE	16 JUNE	17 JUNE	18 JUNE	19 JUNE	20 JUNE	21 JUNE	22 JUNE	23 JUNE	24 JUNE	25 JUNE	26 JUNE	27 JUNE	28 JUNE	29 JUNE	30 JUNE	1 JULY	2 JULY	3 JULY	4 JULY	5 JULY	6 JULY	7 JULY	8 JULY	9 JULY	10 JULY	11 JULY	12 JULY	
ATLANTA Mercedes-Benz Stadium			CHE LEO		MIA POR		MCI AIN																							
CHARLOTTE Bank of America Stadium																														
CINCINNATI TQL Stadium			BAY AKL		PAC SAL		MSU BVB																							
LOS ANGELES Rose Bowl Stadium			PSG ATM		CFM INT		PSG BOT																							
MIAMI Hard Rock Stadium			AHL MIA		BVA BOC		RAY BVC																							
MASHVILLE LEIDOS Park																														
NEW YORK NEW JERSEY MetLife Stadium			PAL POR		FLU BVB		AHL UHD																							
ORLANDO Camping World Stadium																														
ORLANDO InterCo Stadium																														
PHILADELPHIA Citizens Bank Field			EST FLA		MCI WAC		FLA CHE																							
SEATTLE Climate Field House			BOT SEA		REV ATM		SEA INT																							
WASHINGTON, D.C. Riddell Field																														

All kick-off times are local time. Kick-off times are subject to change.
*All cities are ET except Nashville CT (ET - 5), Seattle and Los Angeles PT (ET - 8)

GROUP A	GROUP B	GROUP C	GROUP D	GROUP E	GROUP F	GROUP G	GROUP H
SE Palmeiras (BRA)	FC Bayern München (GER)	FC Bayern München (GER)	CR Flamengo (BRA)	CA River Plate (ARG)	Flamengo FC (BRA)	Manchester City (ENG)	Real Madrid C.F. (ESP)
FC Porto (POR)	Ajax Club de Amsterdam (NED)	Arsenal Club de Football (ENG)	Real Sociedad de Fútbol (ESP)	Urawa Red Diamonds (JPN)	Borussia Dortmund (GER)	Wolverhampton Wanderers (ENG)	Al Hilal (KSA)
FC Barcelona (ESP)	Bayern München (GER)	Club Atlético de Madrid (ARG)	Club Atlético de Madrid (ARG)	FC Internazionale Milano (ITA)	Chelsea FC (ENG)	Al Ain FC (UAE)	FC Bayern München (GER)
New York Red Bulls (USA)	Seattle Sounders FC (USA)	LA Galaxy (USA)	LA Galaxy (USA)	FC Internazionale Milano (ITA)	FC Internazionale Milano (ITA)	Manchester City (ENG)	FC Bayern München (GER)

07/23/2024 © FIFA

FIFA CLUB WORLD CUP 2025™ MERCEDES-BENZ STADIUM


GROUP STAGE	CHELSEA FC	V	CLUB LEÓN
GROUP STAGE	INTER MIAMI CF	V	FC PORTO
GROUP STAGE	MANCHESTER CITY	V	AL AIN FC
ROUND OF 16	1B	V	2A
ROUND OF 16	1F	V	2E
QUARTER FINALS	W51	V	W52

FINAL
15.07

MBS 2.0

Stadium Upgrades

- Molly B's – COMPLETE
- Centennial Suites
- 300 Level Club



Molly B's | Gallagher Club

Centennial Club

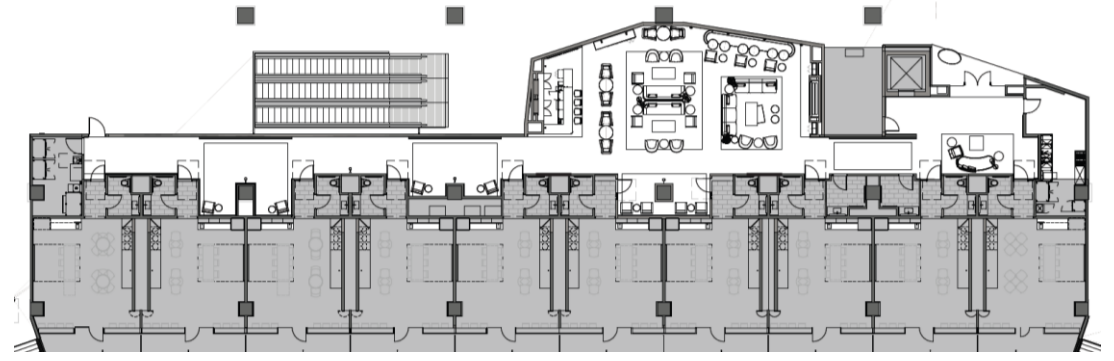
On track to be completed 5/31/2025

▪ **Project overview:**

- New club space occupying north 100L concourse
- Requirement for World Cup

▪ **Other considerations:**

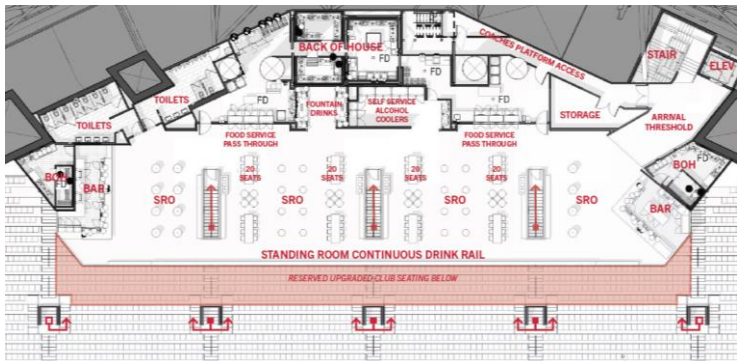
- This space will be purpose-built to host FIFA VIPs for the 2026 World Cup while providing ongoing value for MBS Centennial Suite holders beyond 2026
- Use cases for roof of new lounge space (connected to S1) currently being evaluated



300-Level Club

On track to be completed 5/31/2025

- **Project overview:**
 - New club on west 300-level endzone targeting younger demographic as entry level premium product.
 - This club will add 708 new bowl-facing club seats while reducing total 300-level capacity by 1,381 seats (includes 757 retractable seat removed)
 - Club to occupy rows 12-18 of sections 324-327, with add-on passes also sold
 - Allows for increased capacity and club seat count for partial-venue United matches (~1,700 seats)
- **Timing:** Construction to begin in Feb 2025. Club open and in use by June 2025 for Club World Cup



Budget and Financials

—

MBS Accrual Budget: 3/1/24 - 2/28/25 - 2024 Department Budget vs Projection Comparison

Description	MBS 2024	MBS Projection 2024	2024 Budget v 2024 Projection	% Change
Operating Expenses				
Ticket Sales, Services, & Ops	4,332,265	4,542,416	(210,150)	-5%
Private Events	5,739,047	5,976,725	(237,678)	-4%
Tours	434,478	518,996	(84,518)	-19%
Food & Beverage	27,314,380	26,806,800	507,580	2%
Restaurant	-	-	-	
Retail	345,166	349,085	(3,919)	-1%
Parking	284,229	294,066	(9,838)	-3%
Administration	7,558,745	7,858,745	(300,001)	-4%
Finance	1,704,850	1,773,171	(68,321)	-4%
Information Technology	8,958,326	8,763,140	195,185	2%
Stadium Production	3,548,038	3,501,204	46,834	1%
Live Events	1,401,704	1,363,370	38,335	3%
Engineering	14,515,560	15,133,009	(617,449)	-4%
Home Depot Backyard	2,189,984	2,103,385	86,599	4%
Event Operations	1,177,128	1,281,557	(104,429)	-9%
Guest Services	2,224,690	2,127,966	96,724	4%
Security	12,898,224	12,780,272	117,952	1%
Housekeeping	6,126,209	6,084,441	41,769	1%
Conversion	1,852,183	1,907,749	(55,565)	-3%
Other	200,000	181,811	18,189	9%
Total Operating Expenses	102,805,207	103,347,908	(542,702)	-1%

MBS Accrual Budget: 3/1/25 - 2/28/26 - 2025 Department Budget Comparison

Description	MBS 2025	MBS Projection 2024	2025 Budget v 2024 Projection	% Change
Operating Expenses				
Ticket Sales, Services, & Ops	4,813,165	4,542,416	270,749	6%
Private Events	5,157,940	5,976,725	(818,786)	-16%
Tours	580,294	518,996	61,298	11%
Food & Beverage	30,849,836	26,806,800	4,043,036	13%
Retail	379,356	349,085	30,271	8%
Parking	323,523	294,066	29,457	9%
Administration	8,447,380	7,858,745	588,635	7%
Finance	1,926,702	1,773,171	153,531	8%
Information Technology	8,915,326	8,763,140	152,185	2%
Stadium Production	3,839,325	3,501,204	338,121	9%
Live Events	1,509,682	1,363,370	146,313	10%
Engineering	15,749,841	15,133,009	616,832	4%
Home Depot Backyard	2,222,947	2,103,385	119,562	5%
Event Operations	1,386,372	1,281,557	104,815	8%
Guest Services	1,891,466	2,127,966	(236,500)	-13%
Security	13,845,080	12,780,272	1,064,808	8%
Housekeeping	6,335,547	6,084,441	251,106	4%
Conversion	1,907,749	1,907,749	-	0%
Other	200,000	181,811	18,189	9%
Total Operating Expenses	115,058,250	103,347,908	11,710,341	10%

MBS Capital Expenditure Summary 2025 (3/1/25 – 2/28/26)

Item No	Budget Category	Budgeted Cost	Timing	Project Description
1	FF&E	\$ 1,900,000	Q1 - 2025	Radio System upgrade
2	FF&E	\$ 1,250,000	Q2 - 2025	Replace Boilers
3	Technology	\$ 1,000,000	Q1 - 2025	HDBY Wi-Fi upgrade
4	Building Infrastructure	\$ 850,000	Q2 - 2025	Enclose R3 open space
5	Discretionary Improvement	\$ 700,000	Q2 - 2025	Review admin exterior to improve functionality for day-to-day and events
6	FF&E	\$ 600,000	Q2 - 2025	Replace field wall pads
7	Technology	\$ 500,000	Q1 - 2025	Refresh exterior and gate cameras
8	Building Infrastructure	\$ 500,000	Q2 - 2025	Replace Harrah's North & South carpet & bench seating
9	Discretionary Improvement	\$ 500,000	Q2 - 2025	Admin interior upgrades and cosmetic improvement
10	Technology	\$ 462,500	Q1 - 2025	Refresh Displays & AV in Press Box and Booths
11	Technology	\$ 400,000	Q1 - 2025	Harrah's AV & Displays Refresh
12	Building Infrastructure	\$ 380,000	Q2 - 2025	Replace Gullwing carpet
13	Technology	\$ 350,000	Q1 - 2025	Replace Nokia Core Switch Cards
14	Technology	\$ 320,000	Q1 - 2025	Replace Portable Line Array Systems
15	FF&E	\$ 287,000	Q1 - 2025	Purchase full size combo ovens for club spaces
16	Building Infrastructure	\$ 275,000	Q2 - 2025	Upgrade loading dock speed doors
17	Building Infrastructure	\$ 275,000	Q2 - 2025	Redundant servers for lighting in case of critical failure - Paradigm Energy Management
18	FF&E	\$ 270,000	Q1 - 2025	Replace iPads for suites
19	Building Infrastructure	\$ 250,000	Q2 - 2025	Update falcons locker room carpet, flooring, lighting, and panel refresh
20	FF&E	\$ 239,000	Q1 - 2025	Add 25 new camera locations
21	FF&E	\$ 210,000	Q2 - 2025	Purchase additional classroom tables, round tables, and rectangle tables
22	Building Infrastructure	\$ 200,000	Q1 - 2025	F&B warehouse office expansion and adding wall security cages
23	Discretionary Improvement	\$ 200,000	Q2 - 2025	Update conference & focus rooms
24	Building Infrastructure	\$ 190,000	Q1 - 2025	Ground mounted, recessed, electric outlets to power Evolv machines
25	Discretionary Improvement	\$ 175,000	Q2 - 2025	Repair & elevate loading dock space
26	Technology	\$ 150,000	Q1 - 2025	Purchase spare UPS units
27	FF&E	\$ 150,000	Q2 - 2025	Replace main kitchen flooring
28	Technology	\$ 150,000	Q1 - 2025	Update back of house phone system
29	Building Infrastructure	\$ 150,000	Q2 - 2025	Continue to replace carpet to carpet tile throughout the stadium

MBS Capital Expenditure Summary 2025 (3/1/25 – 2/28/26) (cont'd)

Item No	Budget Category	Budgeted Cost	Timing	Project Description
30	Building Infrastructure	\$ 150,000	Q2 - 2025	Install emergency power systems for main kitchen and warehouse coolers/freezers
31	FF&E	\$ 150,000	Q1 - 2025	Purchase dish machine for main kitchen with vent
32	FF&E	\$ 139,007	Q2 - 2025	Purchase new food displays for clubs
33	FF&E	\$ 125,000	Q1 - 2025	Replace light fixtures throughout HDBY
34	Building Infrastructure	\$ 125,000	Q1 - 2025	Increase power in HDBY
35	FF&E	\$ 125,000	Q1 - 2025	Purchase 750 banquet chairs
36	Building Infrastructure	\$ 120,000	Q2 - 2025	Install pass through windows at H&F locations
37	Building Infrastructure	\$ 115,000	Q2 - 2025	Add additional double door or garage door in tunnel 4 flex room
38	Technology	\$ 110,000	Q1 - 2025	Install AV system in the Town Hall room
39	Building Infrastructure	\$ 110,000	Q1 - 2025	Install emergency call / alert stations in Lot 17, Gate 1 Admin, Loading Dock, & Admin
40	FF&E	\$ 108,000	Q3 - 2025	Upgrade video editor computers
41	Building Infrastructure	\$ 107,000	Q2 - 2025	Redundant servers for lighting in case of critical failure - Mosaic Server Upgrade and Backup
42	Technology	\$ 100,000	Q1 - 2025	Refresh displays at neighborhood bars
43	FF&E	\$ 100,000	Q1 - 2025	Replace condiment carts
44	FF&E	\$ 100,000	Q2 - 2025	Purchase articulating track spider lift
45	Technology	\$ 100,000	Q1 - 2025	Replace PA microphone system
46	Building Infrastructure	\$ 92,000	Q1 - 2025	Landscaping, leveling, and grading EY Lot
47	FF&E	\$ 85,000	Q2 - 2025	Purchase M20 Tennant Scrubber
48	Technology	\$ 85,000	Q1 - 2025	Connect evolv camera to Genetec
49	FF&E	\$ 75,000	Q2 - 2025	Purchase T20 Tennant Scrubber
50	Technology	\$ 75,000	Q1 - 2025	Replace audio booth PA Console
51	FF&E	\$ 63,000	Q1 - 2025	Purchase 3 Open Gate Ceia screening devices
52	FF&E	\$ 60,000	Q2 - 2025	Purchase R3 Tippers
53	FF&E	\$ 60,000	Q1 - 2025	Replace iPads for Engineering, Guest Services, & Security
54	FF&E	\$ 55,000	Q1 - 2025	Refresh Teams Room Computers
55	FF&E	\$ 50,000	Q2 - 2025	Purchase P-Rex Swap
56	Technology	\$ 50,000	Q1 - 2025	Purchase In-Orbit software for Safety Act/Security Program Management
57	FF&E	\$ 50,000	Q1 - 2025	Purchase 20 black plastic high boys
58	Discretionary Improvement	\$ 50,000	Q3 - 2025	Accessibility program improvements including wheelchair signage and dog relief area

MBS Capital Expenditure Summary 2025 (3/1/25 – 2/28/26) (cont'd)

Item No	Budget Category	Budgeted Cost	Timing	Project Description
59	FF&E	\$ 49,500	Q2 - 2025	Additional teams room computer refreshes
60	Building Infrastructure	\$ 45,000	Q2 - 2025	Install pass through windows in 3 concessions stands
61	FF&E	\$ 45,000	Q1 - 2025	Purchase flat bed utility golf cart
62	Technology	\$ 40,000	Q1 - 2025	Continue to replace existing Genetec workstations
63	FF&E	\$ 40,000	Q1 - 2025	Replace shared all-in-one desktops in engineering/housekeeping offices
64	Building Infrastructure	\$ 35,000	Q1 - 2025	Install a secure/weather-resistant outdoor golf cart storage
65	Building Infrastructure	\$ 35,000	Q2 - 2025	Address hot water mixing valve concerns
66	Discretionary Improvement	\$ 32,000	Q3 - 2025	Install Falcons Ring of Honor inductee on 300 level
67	FF&E	\$ 32,000	Q1 - 2025	Extend fence at Gate 1 , 2, and Engineering
68	FF&E	\$ 30,000	Q1 - 2025	Upgrade furniture in breakrooms
69	FF&E	\$ 28,000	Q1 - 2025	Purchase sprinter van for Falcons marketing
70	Technology	\$ 25,000	Q1 - 2025	Purchase security officer patrol software to collect patrol data in "hot spot" areas
71	Discretionary Improvement	\$ 25,000	Q1 - 2025	Install mural in in HDBY, back of NW Lawn
72	FF&E	\$ 25,000	Q1 - 2025	Purchase a KeyWater Box for F&B department
73	Technology	\$ 25,000	Q1 - 2025	Upgrade CSO camera and monitor equipment
74	Discretionary Improvement	\$ 25,000	Q3 - 2025	Purchase new ATLUTD Letters
75	FF&E	\$ 20,000	Q2 - 2025	Replace static boards
76	Building Infrastructure	\$ 20,000	Q2 - 2025	Secure field level conversion storage spaces
77	Building Infrastructure	\$ 18,000	Q2 - 2025	Redundant servers for lighting in case of critical failure - HDBY Tablet
78	Building Infrastructure	\$ 18,000	Q2 - 2025	Redundant servers for lighting in case of critical failure - Tours Touchscreen
79	FF&E	\$ 15,000	Q1 - 2025	Purchase velour pipe and drape
80	Discretionary Improvement	\$ 13,500	Q1 - 2025	Purchase a large metal framed Dirty Birds Nest logo display
81	Building Infrastructure	\$ 12,000	Q2 - 2025	Enclose storage at R3 ramp
82	FF&E	\$ 10,000	Q2 - 2025	Replenish TerraTrax attic stock flooring
83	FF&E	\$ 10,000	Q2 - 2025	Purchase pressure washers
84	Building Infrastructure	\$ 10,000	Q2 - 2025	Redundant servers for lighting in case of critical failure - Central Control Server Backup
85	Building Infrastructure	\$ 10,000	Q2 - 2025	Redundant servers for lighting in case of critical failure - Locker Room Backup
86	FF&E	\$ 10,000	Q2 - 2025	Install fans in the HDBY pavilion area
87	Discretionary Improvement	\$ 9,500	Q1 - 2025	Purchase inflatable Freddie Falcon
88	Building Infrastructure	\$ 9,000	Q2 - 2025	Redundant servers for lighting in case of critical failure - Paradigm Servers and Controllers
	Total	\$ 16,339,007		

MBS CapEx five-year plan

League Year	MBS Projected Costs	Anticipated HMT Proceeds*	MBS Investment Beyond HMT
2025	\$ 43,989,007	\$ 1,148,685	\$ 42,840,322
2026	\$ 70,438,066	\$ 1,171,659	\$ 69,266,407
2027	\$ 65,700,198	\$ 1,206,809	\$ 64,493,389
2028	\$ 87,000,000	\$ 1,243,013	\$ 85,756,987
2029	\$ 28,000,000	\$ 1,280,304	\$ 26,719,696
Total	\$ 295,127,271	\$ 6,050,471	\$ 289,076,800

*HMT proceeds are recouped from the “NSP Renewal and Extension Account” which are to be used for capital improvements, per the Hotel Motel Tax Operation and Maintenance Agreement, the Stadium License and Management Agreement, and other Project Documents.

Questions?



GWCCA Team Member Milestone Recognition

William Perkins
Director, Facility Management



20 Years



Chris Chadwick
Director, Operations and Logistics
Facility Operations



Joseph Sturdivant
Brick Mason
Facility Management

25 & 35 Years



Hasan Orlovic (25)
Equipment Repair Mechanic
Facility Management



Jason Rutledge (25)
Fire Protection
Systems Engineer
Facility Management



Wayne Rosser (35)
Facility Manager
Facility Management



Office of Emergency Management Recognition

Marc Vincent
Emergency Preparedness Manager
Public Safety



About Marc



- Atlanta native
- Janet (spouse), Amanda and Sara (daughters)
- Loves trail running, reading, traveling
- 25 years serving state...13 of those with GWCCA
- 2 stints with GWCCA: 1992 – 2005 and 2017 – present
 - Dispatcher ('92)
 - Officer ('93)
 - Sergeant ('94)
 - Emergency Preparedness Manager
- Memorable GWCCA moments
 - 1996 Park bombing
 - September 11th
 - Customer shows



SAVANNAH
CONVENTION CENTER




Georgia World
Congress Center
Authority

SAVANNAH UPDATE
Kelvin Moore
SVP/General Manager



AL ROJAS
Vice President/
Assistant General Manager

ADDITIONAL CUSTOMER ENHANCEMENTS



ADDITIONAL CUSTOMER ENHANCEMENTS



Questions?

Next Scheduled Meeting

Tuesday, February 25, 2025



Georgia World
Congress Center
Authority

THANK YOU